





## ECODECK™ Lightweight Fiberglass Planters

<p>Urban Modern Collection a collection of distinguished modern planters for todays design professional. US made Lightweight Fiberglass or GFRC Concrete allows a durable modern solution for your desings, Available in Tier 1-3 colors and finishes.</p>	
<p>Wilshire Collection for a classic look, that can create a wall effect to configure your space using live plants. Wilshire uses straight lines which emphasize the plant and not the planter.</p>	
<p>Water Pot Collection for a water –jar shaped planter with elegant and subtle curves. Use a polished look for an Asian theme or use the GFRC textured concrete for a more ancient look</p>	
<p>Wood Lined Planters for a natural and organic look to balance a sometimes stark and cold space. Baked and cured oak is used to create a durable yet natural wood planter with fiberglass lining.</p>	

## WILSHIRE COLLECTION SIZES AND ACCESSORIES

### Rounds

Part No.	Material	Exterior Size (top x bottom x ht)	Interior Size (top x bottom x ht)	Weight (lbs.)	Soil Volume (cubic ft.)	Matching Irrigation
WS-2400	FRP	24" x 21.5" x 24"	21" x 21" x 23.5"	20	6.3	CWC-1600/CWM-1114-2k
WS-3000	FRP	30" x 26.5" x 27"	27" x 26" x 26.5"	30	11	CWC-2400/CWM-1720-2k
WS-3600	FRP	36" x 32.5" x 30"	31.5" x 32" x 29.5"	40	17	CWC-2800/CWM-1720-3k
WS-4200	FRP	42" x 38.5" x 33"	37.5" x 38" x 32.5"	50	26	CWC-3300/CWM-1720-3k
WS-4800	FRP	48" x 44" x 36"	43.5" x 44" x 35.5"	65	35	CWM-2920-3k
WS-6000	FRP	60" x 56" x 36"	55.5" x 56" x 35"	90	35	CWM-2920-4k
WCS-2400	GFRC	24" x 21.5" x 24"	21" x 19.5" x 23"	200	5.7	CWC-1600/CWM-1114-2k
WCS-3000	GFRC	30" x 26.5" x 27"	26" x 24.5" x 26"	275	10	CWC-2400/CWM-1720-2k
WCS-3600	GFRC	36" x 32.5" x 30"	31.5" x 30.5" x 28.5"	370	16.5	CWC-2800/CWM-1720-3k
WCS-4200	GFRC	42" x 38.5" x 33"	37.5" x 36.5" x 32"	475	25	CWC-3300/CWM-1720-3k
WCS-4800	GFRC	48" x 44" x 36"	44" x 42" x 35"	590	33	CWM-2920-3k
WCS-6000	GFRC	60" x 54" x 36"	56" x 52" x 35"	780	51	CWM-2920-4k

### Squares

Part No.	Material	Exterior Size (top x bottom x ht)	Interior Size (top x bottom x ht)	Weight (lbs.)	Soil Volume (cubic ft.)	Matching Irrigation
WR-2400	FRP	24" x 21.5" x 24"	21" x 21" x 23.5"	40	8	CWC-1850/CWM-R1114-2k
WR-3000	FRP	30" x 26.5" x 27"	27" x 26" x 26.5"	50	14	CWM-R1620-2k
WR-3600	FRP	36" x 32.5" x 30"	31.5" x 32" x 29.5"	70	22	CWM-R2020-2k
WR-4800	FRP	48" x 40.5" x 36"	44" x 40" x 35.5"	110	48	CWM-R2920-2k
WR-6000	FRP	60" x 56" x 42"	55" x 56" x 41.5"	135	80	CWM-R2920-4k
WR-7200	FRP	72" x 68" x 44"	67" x 68" x 44"	165	120	CWM-R2020-4k-E
WCR-2400	GFRC	24" x 21.5" x 24"	21" x 19.5" x 23"	225	7.2	CWC-R1850/CWM-R1114-2k
WCR-3000	GFRC	30" x 26.5" x 26"	27" x 24.5" x 26"	325	13	CWM-R1620-2k
WCR-3600	GFRC	36" x 32.5" x 30"	31.5" x 30.5" x 29"	430	21	CWM-R2020-2k
WCR-4800	GFRC	48" x 40.5" x 36"	44" x 38.5" x 35"	700	45	CWM-R2920-2k
WCR-6000	GFRC	60" x 54" x 48"	55" x 54" x 41"	1050	51	CWM-R2920-4k





## Rectangles One

Part No.	Material	Exterior (top)	(bottom)	(ht)	Interior (top)	(bottom)	(ht)		Soil Vol. (cubic ft.)	Matching Irrigation
WR-241012	FRP	24" x 10"	24" x 10"	12"	22" x 8"	23.5" x 9.5"	11.5"	15	1.6	CWM-R1109-MS
WR-361012	FRP	36" x 10"	36" x 10"	12"	34" x 8"	35.5" x 9.5"	11.5"	20	2.5	CWM-R1109-2k
WR-481012	FRP	48" x 10"	48" x 10"	12"	46" x 8"	47.5" x 9.5"	11.5"	25	3.3	CWM-R1109-3k
WR-601012	FRP	60" x 10"	60" x 10"	12"	58" x 8"	59.5" x 9.5"	11.5"	30	4.2	CWM-R1109-3k
WR-721012	FRP	72" x 10"	72" x 10"	12"	70" x 8"	71.5" x 9.5"	11.5"	35	5	CWM-R1109-4k
WR-961012	FRP	96" x 10"	96" x 10"	12"	94" x 8"	95.5" x 9.5"	11.5"	45	6.7	CWM-R1109-5k
WR-1201012	FRP	120" x 10"	120" x 10"	12"	118" x 8"	119.5" x 9.5"	11.5"	5	8.3	CWM-R1109-3k + CWM-R1109-4k
WR-241218	FRP	24" x 12"	24" x 12"	18"	22" x 10"	23.5" x 11.5"	17.5"	20	3	CWM-R1114-MS
WR-361218	FRP	36" x 12"	36" x 12"	18"	34" x 10"	5.5" x 11.5"	17.5"	30	4.5	CWM-R1114-2k
WR-481218	FRP	48" x 12"	48" x 12"	18"	46" x 10"	47.5" x 11.5"	17.5"	35	6	CWM-R1114-2k
WR-601218	FRP	60" x 12"	60" x 12"	18"	58" x 10"	59.5" x 11.5"	17.5"	40	7.5	CWM-R1114-3k
WR-721218	FRP	72" x 12"	72" x 12"	18"	70" x 10"	71.5" x 11.5"	17.5"	50	9	CWM-R1114-4k
WR-961218	FRP	96" x 12"	96" x 12"	18"	94" x 10"	95.5" x 11.5"	17.5"	60	12	CWM-R1114-5k
WR-1201218	FRP	120" x 12"	120" x 12"	18"	118" x 10"	119.5" x 11.5"	17.5"	80	15	CWM-R1114-3k + CWM-R1114-4k
WCR-241218	GFRC	24" x 12"	24" x 12"	18"	22" x 10"	22" x 10"	17"	125	2.6	CWM-R1114-MS
WCR-361218	GFRC	36" x 12"	36" x 12"	18"	34" x 10"	34" x 10"	17"	175	4	CWM-R1114-2k
WCR-481218	GFRC	48" x 12"	48" x 12"	18"	46" x 10"	46" x 10"	17"	225	5	CWM-R1114-3k
WCR-601218	GFRC	60" x 12"	60" x 12"	18"	58" x 10"	58" x 10"	17"	275	6.5	CWM-R1114-3k
WCR-721218	GFRC	72" x 12"	72" x 12"	18"	70" x 10"	70" x 10"	17"	310	8	CWM-R1114-4k
WCR-961218	GFRC	96" x 12"	96" x 12"	18"	94" x 10"	94" x 10"	17"	400	10.5	CWM-R1114-5k
WCR-1201218	GFRC	120" x 12"	120" x 12"	18"	118" x 10"	118" x 10"	17"	500	13	CWM-R1114-3k + CWM-R1114-4k
WR-241824	FRP	24" x 18"	24" x 18"	24"	22" x 16"	23.5" x 17.5"	23.5"	30	6	CWM-R2020-MS
WR-361824	FRP	36" x 18"	36" x 18"	24"	36" x 16"	35.5" x 17.5"	23.5"	40	9	CWM-R2020-MS
WR-481824	FRP	48" x 18"	48" x 18"	24"	48" x 16"	47.5" x 17.5"	23.5"	50	23	CWM-R1620-2k
WR-601824	FRP	60" x 18"	60" x 18"	24"	60" x 16"	59.5" x 17.5"	23.5"	60	25	CWM-R2020-2k
WR-721824	FRP	72" x 18"	72" x 18"	24"	72" x 16"	71.5" x 17.5"	23.5"	70	28	CWM-R1620-3k
WR-961824	FRP	96" x 18"	96" x 18"	24"	96" x 16"	95.5" x 17.5"	23.5"	90	24	CWM-R1620-4k
WR-1201824	FRP	120" x 18"	120" x 18"	24"	118" x 16"	119.5" x 17.5"	23.5"	30		CWM-R1620-5k





## Rectangles Two

Part No.	Material	Exterior (top)	(bottom)	(ht)	Interior (top)	(bottom)	(ht)	Weight (lbs.)	Soil Vol. (cubic ft.)	Matching Irrigation
WCR-241824	GFRC	24" x 18"	24" x 18"	24"	22" x 16"	22" x 16"	23"	200	5	CWM-R2020-MS
WCR-361824	GFRC	36" x 18"	36" x 18"	24"	34" x 16"	34" x 16"	23"	250	8	CWM-R2020-MS
WCR-481824	GFRC	48" x 18"	48" x 18"	24"	46" x 16"	46" x 16"	23"	315	11	CWM-R1620-2k
WCR-601824	GFRC	60" x 18"	60" x 18"	24"	58" x 16"	58" x 16"	23"	375	13.5	CWM-R2020-2k
WCR-721824	GFRC	72" x 18"	72" x 18"	24"	70" x 16"	70" x 16"	23"	425	16.5	CWM-R1620-3k
WCR-961824	GFRC	96" x 18"	96" x 18"	24"	94" x 16"	94" x 16"	23"	550	22	CWM-R1620-4k
WCR-1201824	GFRC	120" x 18"	120" x 18"	24"	118" x 16"	118" x 16"	23"	700	27.5	CWM-R1620-5k
WR-362424	FRP	36" x 24"	36" x 24"	24"	34" x 22"	35.5" x 23.5"	23.5"	50	12	CWM-R2020-MS
WR-482424	FRP	48" x 24"	48" x 24"	24"	46" x 22"	47.5" x 23.5"	23.5"	60	16	CWM-R1620-2k
WR-602424	FRP	60" x 24"	60" x 24"	24"	58" x 22"	59.5" x 23.5"	23.5"	70	20	CWM-R2020-2k
WR-722424	FRP	72" x 24"	72" x 24"	24"	70" x 22"	71.5" x 23.5"	23.5"	80	24	CWM-R1620-3k
WR-962424	FRP	96" x 24"	96" x 24"	24"	94" x 22"	95.5" x 23.5"	23.5"	100	32	CWM-R1620-4k
WR-1202424	FRP	120" x 24"	120" x 24"	24"	118" x 22"	119.5" x 23.5"	23.5"	120	40	CWM-R1620-5k
WCR-362424	GFRC	36" x 24"	36" x 24"	24"	34" x 22"	34" x 22"	23"	300	11	CWM-R2020-MS
WCR-482424	GFRC	48" x 24"	48" x 24"	24"	46" x 22"	46" x 22"	23"	350	15	CWM-R1620-2k
WCR-602424	GFRC	60" x 24"	60" x 24"	24"	58" x 22"	58" x 22"	23"	425	18.5	CWM-R2020-2k
WCR-722424	GFRC	72" x 24"	72" x 24"	24"	70" x 22"	70" x 22"	23"	500	22	CWM-R1620-3k
WCR-962424	GFRC	96" x 24"	96" x 24"	24"	94" x 22"	94" x 22"	23"	625	30	CWM-R1620-4k
WCR-1202424	GFRC	120" x 24"	120" x 24"	24"	118" x 22"	118" x 22"	23"	750	37	CWM-R1620-5k
WR-241836	FRP	24" x 18"	24" x 18"	36"	22" x 16"	23.5" x 17.5"	24"	40	6	CWM-R2020-MS
WR-361836	FRP	36" x 18"	36" x 18"	36"	34" x 16"	35.5" x 17.5"	24"	60	9	CWM-R2020-MS
WR-481836	FRP	48" x 18"	48" x 18"	36"	46" x 16"	47.5" x 17.5"	24"	70	12	CWM-R1620-2k
WR-601836	FRP	60" x 18"	60" x 18"	36"	58" x 16"	59.5" x 17.5"	24"	80	15	CWM-R2020-2k
WR-721836	FRP	72" x 18"	72" x 18"	36"	70" x 16"	71.5" x 17.5"	24"	100	18	CWM-R1620-3k
WR-961836	FRP	96" x 18"	96" x 18"	36"	94" x 16"	95.5" x 17.5"	24"	120	24	CWM-R1620-4k
WR-1201836	FRP	120" x 18"	120" x 18"	36"	118" x 16"	119.5" x 17.5"	24"	150	30	CWM-R1620-5k





### Rectangles Three

Part No.	Material	Exterior (top)	(bottom)	(ht)	Interior (top)	(bottom)	(ht)	Weight (lbs.)	Soil Vol. (cubic ft.)	Matching Irrigation
WCR-241836	GFRC	24" x 18"	24" x 18"	36"	22" x 16"	22" x 16"	36"	275	8	CWM-R2020-MS
WCR-361836	GFRC	36" x 18"	36" x 18"	36"	34" x 16"	34" x 16"	36"	350	12	CWM-R2020-MS
WCR-481836	GFRC	48" x 18"	48" x 18"	36"	46" x 16"	46" x 16"	36"	425	16	CWM-R1620-2k
WCR-601836	GFRC	60" x 18"	60" x 18"	36"	58" x 16"	58" x 16"	36"	525	21	CWM-R2020-2k
WCR-721836	GFRC	72" x 18"	72" x 18"	36"	70" x 16"	70" x 16"	36"	600	25	CWM-R1620-3k
WCR-961836	GFRC	96" x 18"	96" x 18"	36"	94" x 16"	94" x 16"	36"	775	33.5	CWM-R1620-4k
WCR-1201836	GFRC	120" x 18"	120" x 18"	36"	118" x 16"	118" x 16"	36"	925	42	CWM-R1620-5k
WR-363030	FRP	36" x 30"	36" X 30"	30"	34" x 28"	35.5" x 29.5"	29.5"	45	17.5	CWM-2920-MS
WR-483030	FRP	48" x 30"	48" x 30"	30"	46" x 28"	47.5" x 29.5"	29.5"	55	23	CWM-R1620-2k
WR-603030	FRP	60" x 30"	60" x 30"	30"	58" x 28"	59.5" x 29.5"	29.5"	65	29	CWM-R2020-2k
WR-723030	FRP	72" x 30"	72" x 30"	30"	70" x 28"	71.5" x 29.5"	29.5"	80	35	CWM-R1620-3k
WR-963030	FRP	96" x 30"	96" x 30"	30"	94" x 28"	95.5" x 29.5"	29.5"	100	47	CWM-R2020-3k
WR-1203030	FRP	120" x 30"	120" x 30"	30"	118" x 28"	119.5" x 29.5"	29.5"	130	59	CWM-R2020-4k
WCR-363030	GFRC	36" x 30"	36" x 30"	30"	34" x 28"	34" x 28"	29"	388	17.5	CWM-R2920-MS
WCR-483030	GFRC	48" x 30"	48" x 30"	30"	46" x 28"	46" x 28"	29"	470	23	CWM-R1620-2k
WCR-603030	GFRC	60" x 30"	60" x 30"	30"	58" x 28"	58" x 28"	29"	550	29	CWM-R2020-2k
WCR-723030	GFRC	72" x 30"	72" x 30"	30"	70" x 28"	70" x 28"	29"	630	35	CWM-R1620-3k
WCR-963030	GFRC	96" x 30"	96" x 30"	30"	94" x 28"	94" x 28"	29"	800	47	CWM-R2020-3k
WCR-1203030	GFRC	120" x 30"	120" x 30"	30"	118" x 28"	118" x 28"	29"	1000	59	CWM-R2020-4k



Site Furnishings (for more options, see the site furnishings detail sheet)

Part No.	Material	Shape	Exterior Dimensions	Description
WR-ASH	FRP	Square	18"sq x 24"H	Ash Can with FRP Lid
WCR-ASH	GFRC	Square	18"sq x 24"H	Ash Can with FRP Lid
WR-TRS	FRP	Square	22"sq x 34.5"H	Trash Can with LLDPE Liner and FRP Lid
WCR-TRS	GFRC	Square	22"sq x 34.5"H	Trash Can with LLDPE Liner and FRP Lid
WR-ATR	FRP	Square	22"sq x 34.5"H	Trash Can with LLDPE Liner and FRP Ash Lid
WCR-ATR	GFRC	Square	22"sq x 34.5"H	Trash Can with LLDPE Liner and FRP Ash Lid
WS-ASH	FRP	Round	18"dia x 24"H	Ash Can with Aluminum Lid
WCS-ASH	GFRC	Round	18"dia x 24"H	Ash Can with Aluminum Lid
WS-TRS	FRP	Round	24"dia x 30"H	Trash Can with LLDPE Liner and Aluminum Lid
WCS-TRS	GFRC	Round	24"dia x 30"H	Trash Can with LLDPE Liner and Aluminum Lid
WS-ATR	FRP	Round	24"dia x 30"H	Trash Can with LLDPE Liner and Aluminum Ash Lid
WCS-ATR	GFRC	Round	24"dia x 30"H	Trash Can with LLDPE Liner and Aluminum Ash Lid
WR-REC-01	FRP	Square	22"L x 22"W x 34.5"H	FRP Recycler with 1-Stream Lid
WR-REC-01	FRP	Rectangle	38"L x 22"W x 34.5"H	FRP Recycler with 2-Stream Lid
WR-REC-01	FRP	Rectangle	54"L x 22"W x 34.5"H	FRP Recycler with 3-Stream Lid





URBAN MODERN COLLECTION SIZES AND ACCESSORIES

Rounds

Part No.	Material	Exterior Size (top x bottom x ht)	Interior Size (top x bottom x ht)	Weight (lbs.)	Soil Volume (cubic ft.)	Matching Irrigation
US-1800	FRP	18" x 13.5" x 24"	14" x 13" x 23.5"	11	2.6	CWM-1114-MS
US-2400	FRP	24" x 19" x 27"	20" x 18.5" x 26.5"	20	5.5	CWC-1600/CWM-1114-2k
US-3000	FRP	30" x 25.5" x 32"	26" x 25" x 31.5"	32	11	CWC-2100/CWM-1720-2k
US-3600	FRP	36" x 29.5" x 34"	32" x 29" x 33.5"	42	16	CWC-2500/CWM-1720-3k
US-4200	FRP	42" x 37.5" x 36"	38" x 37" x 35.5"	52	25	CWC-3300/CWM-1720-4k
US-6000	FRP	60" x 53" x 36"	54" x 53" x 35.5"	90	45	CWM-2920-4k
UCS-2400	GFRC	24" x 19" x 27"	20" x 17" x 26"	200	5	CWC-1600/CWM-1114-2k
UCS-3000	GFRC	30" x 25.5" x 32"	26" x 23.5" x 31"	300	10	CWC-2100/CWM-1720-2k
UCS-3600	GFRC	36" x 29.5" x 34"	32" x 27.5" x 33"	400	16	CWC-2500/CWM-1720-3k
UCS-4200	GFRC	42" x 37.5" x 36"	38" x 35.5" x 35"	500	24	CWC-3300/CWM-1720-4k
UCS-6000	GFRC	60" x 53" x 36"	54" x 51" x 34.5"	825	45	CWM-2920-4k

Squares

Part No.	Material	Exterior Size (top x bottom x ht)	Interior Size (top x bottom x ht)	Weight (lbs.)	Soil Volume (cubic ft.)	Matching Irrigation
UR-1800	FRP	18" x 14.5" x 24"	14" x 14" x 23"	25	3.5	CWC-R1100/CWM-R1114-MS
UR-2400	FRP	24" x 19.5" x 27"	21" x 19" x 26"	30	7.2	CWC-1850/CWM-R1114-2k
URT-2400	FRP	24" x 20.5" x 48"	22" x 20" x 47.5"	65	11	CWC-1850/CWM-R1114-2k
UR-3000	FRP	30" x 24.5" x 34"	26" x 24" x 33"	40	14	CWM-R2020-MS
UR-3600	FRP	36" x 30" x 34"	32" x 29.2" x 33"	75	20	CWM-R2020-2k
UR-4200	FRP	42" x 36.5" x 36"	38" x 36" x 35.5"	85	30	CWM-R2020-2k
UR-4800	FRP	48" x 42" x 42"	44" x 41" x 41"	125	48	CWM-R2920-2k
UR-6000	FRP	60" x 53.4" x 42"	56" x 53" x 41.5"	135	75	CWM-R2920-4k
UR-7200	FRP	72" x 65" x 44"	68" x 64" x 43.5"	165	117	CWM-R2920-4k-E
UCR-2400	GFRC	24" x 19.5" x 27"	21" x 16.5" x 26"	250	5.5	CWC-1850/CWM-R1114-2k
UCRT-2400	GFRC	24" x 20.5" x 48"	22" x 18.5" x 47"	400	12	CWC-R1850/CWM-R1114-2k
UCR-3000	GFRC	30" x 24.5" x 32"	26" x 22.5" x 31"	365	12	CWM-R2020-MS
UCR-3600	GFRC	36" x 30" x 34"	32" x 28" x 33"	500	20	CWM-R2020-2k
UCR-4800	GFRC	48" x 42" x 32"	43" x 40" x 31"	800	44	CWM-R2920-2k





## Rectangles

Part No.	Material	Exterior (top)	(bottom)	(height)	Interior (top)	(bottom)	(height)	Weight (lbs.)	Soil Vol. (cubic ft.)	Matching Irrigation
UR-241824	FRP	24" x 18"	20.5" x 13.5"	24"	20" x 14"	20" x 13"	23.5"	17	4.75	CWM-R1114-MS
UR-361824	FRP	36" x 18"	32.5" x 13.5"	24"	32" x 14"	32" x 13"	23.5"	33	7.3	CWM-R1114-2k
UR-481824	FRP	48" x 18"	44.5" x 13.5"	24"	44" x 14"	44" x 13"	23.5"	40	10	CWM-R1614-2k
UR-601824	FRP	60" x 18"	56.5" x 13.5"	24"	56" x 14"	56" x 13"	23.5"	50	12.5	CWM-R2014-2k
UR-362424	FRP	36" x 24"	32" x 20"	24"	32" x 20"	32" x 20"	23.5"	35	9.5	CWM-R1614-2k
UR-482424	FRP	48" x 24"	44" x 20"	24"	44" x 20"	44" x 20"	23.5"	45	13	CWM-R1614-2k
UR-602424	FRP	60" x 24"	56" x 20"	24"	56" x 26"	56" x 20"	23.5"	55	16	CWM-R2014-2k
UR-363030	FRP	36" x 30"	38" x 25"	30"	32" x 26"	31" x 25"	29.5"	46	15	CWM-R1614-2k
UR-483030	FRP	48" x 30"	43" x 25"	30"	44" x 25"	43" x 25"	29.5"	55	20	CWM-R1620-2k
UR-603030	FRP	60" x 30"	56" x 25"	30"	56" x 26"	56" x 20"	29.5"	67	25.5	CWM-R2020-2k
UCR-241824	GFRC	24" x 18"	20.5" x 13.5"	24"	20" x 14"	18.5" x 11.5"	23"	190	4.2	CWM-R1114-MS
UCR-361824	GFRC	36" x 18"	32.5" x 13.5"	24"	32" x 14"	30.5" x 11.5"	23"	250	6.6	CWM-R1114-2k
UCR-481824	GFRC	48" x 18"	44.5" x 13.5"	24"	44" x 14"	42.5" x 11.5"	23"	315	9	CWM-R1614-2k
UCR-601824	GFRC	60" x 18"	56.5" x 13.5"	24"	56" x 14"	54.5" x 11.5"	23"	375	11	CWM-R2014-2k

## Site Furnishings (for more options, see the site furnishings detail sheet)

Part No.	Material	Shape	Exterior Dimensions	Description
UR-ASH	FRP	Square	18" sq. x 24"H	Ash Can with FRP Lid
UCR-ASH	GFRC	Square	18" sq. x 24"H	Ash Can with FRP Lid
UR-TRS	FRP	Square	22" sq. x 34.5"H	Trash Can with LLDPE Liner and Aluminum Lid
UCR-TFF	GFRC	Square	22" sq. x 34.5"H	Trash Can with LLDPE Liner and FRP Lid
UR-ATR	FRP	Square	22" sq. x 34.5"H	Trash/Ash Combo with LLDPE Liner and Aluminum Lid
UCR-AFF	GFRC	Square	22" sq. x 34.5"H	Trash/Ash Combo with LLDPE Liner and FRP Lid
UR-REC-01	FRP	Square	22" sq. x 34.5"H	Urban Recycler with 1-stream FRP lid
UR-REC-02	FRP	Square	38" sq. x 34.5"H	Urban Recycler with 2-stream FRP lid
UR-REC-03	FRP	Square	54" sq. x 34.5"H	Urban Recycler with 3-stream FRP Lid





## WATER POT COLLECTION SIZES AND ACCESSORIES

### Rounds Only

Part No.	Material	Exterior Size (top x bottom x ht)	Interior Size (top x bottom x ht)	Weight (lbs.)	Soil Volume (cubic ft.)	Matching Irrigation
QS-2448	FRP	24" x 14" x 48"	15" x 17" x 15.5"	39	2.5	CWI-1200/CWC-1300
QS-3024	FRP	24" x 16" x 24"	17" x 15.5" x 23.75"	26	7	CWI-1400/CWC-1500
QS-3000	FRP	30" x 19" x 30"	19" x 18.75" x 29.75"	31	9	CWC-1600/CWM-112--2k
QS-3600	FRP	36" x 22" x 36"	24" x 21.75" x 35.75"	44	15	CWC-2100/CWM-1720-2k
QS-4824	FRP	48" x 25" x 24"	40" x 24.75" x 23.75"	46	18	CWM-1714-3k
QCS-2448	GFRC	24" x 14" x 48"	15" x 16" x 15.5"	243	7.4	CWI-1200/CWC-1300
QCS-3024	GFRC	24" x 16" x 24"	17" x 14.5" x 23"	174	6	CWI-1400/CWC-1500
QCS-3000	GFRC	30" x 19" x 30"	19" x 17.5" x 29"	208	7.7	CWC-1600/CWM-112--2k
QCS-3600	GFRC	36" x 22" x 36"	24" x 20.5" x 35"	303	13	CWC-2100/CWM-1720-2k
QCS-4824	GFRC	48" x 25" x 24"	40" x 23.5" x 23"	316	16	CWM-1714-3k

## MATERERIAL AND FINISHES

### FRP Fiberglass Textures


FRP fiberglass pots can be ordered in any of these three standard finishes. T-0 is conventional smooth, T-1 and T-2 are applied to the FRP then painted. Both T-1 and T-2 enhance the durability of the finish and resist scratching. All finishes are available in any color.




### GFRC Lightweight Concrete Textures

Versatile GFRC lightweight concrete textures range from the rustic to the refined. Our finishes feature natural quartz and mica sands, and the durable finishes can be refinished and repaired on site as required. The Travertine, Sandblast, Acid Etch and Granite finishes are variations on natural concrete finishes, while Natural Sand and Fine Grain rely on applied paints and texture, similar to FRP finishes. We send out a color/texture sample as a submittal with every order confirmation to make sure that you are getting what you expect. All finishes are shown in Shark, but are available in any GFRC colors.

#### Tier 1



#### Tier 2



## COLORS AND TIER 1-3 SPECIAL FINISHES

### FRP Fiberglass Colors

One reason our customers love FRP fiberglass is the range of fantastic finishes that can be achieved on a lightweight pot. Combine a color with the right texture to find the perfect look and durability for your project.









#### Tier 1

Tier 1 colors are applied acrylic enamel paints. Print colors may vary slightly, so we've provided a Pantone (PMS) color match so you know what you are getting. We can also match nearly any color – ask your salesperson for details.

 <b>Caramel</b> (PMS 728)	 <b>Chapparal</b> (PMS 452)	 <b>Chocolate</b>	 <b>Colonial</b> (PMS 651)	 <b>Italian Terra Cotta</b>	 <b>Ivory</b>	 <b>Leaf</b> (PMS 341)	 <b>Oxide</b> (PMS 498S)
 <b>Pine</b> (PMS 343)	 <b>Pitch</b> (PMS Black2)	 <b>Puddle</b>	 <b>Reed</b> (PMS 454S)	 <b>Rosa</b> (PMS 501S)	 <b>Royalty</b> (PMS 653)	 <b>Sandbox</b> (PMS 468)	 <b>Sahara</b> (PMS 726)
 <b>Shadow</b> (PMS 425)	 <b>Shark</b> (PMS 422)	 <b>Smoke</b> (PMS 420)	 <b>White</b>				

#### Tier 2

Tier 2 are slightly richer paint finishes, including our MMP colors that mimic the look of our more expensive metal-infused pots. The MMP painted colors, unlike the real metals, won't change over time, providing predictability for commercial applications.

 <b>MMP Bronze</b>	 <b>MMP Aluminum</b>	 <b>MMP Copper</b>	 <b>MMP Iron</b>	 <b>Alarm</b>	 <b>Apple</b>	 <b>Canary</b>	 <b>Mandarin</b>
---	--	--	--	---	---	---	--

#### Tier 3

Tournesol Siteworks offers real metal at a surprisingly reasonable price with our metal-infused finishes. Atomized metal powders are mixed into fiberglass resin, applied to the pot, then finished by hand to bring out the shine. The degree of reflection will vary with the texture chosen. The pots will naturally patina and weather over time, as you'd expect with bronze, copper or iron.

 <b>Aluminum</b>	 <b>Aged Bronze</b>	 <b>Iron</b>	 <b>Aged Copper</b>
---	---	--	--